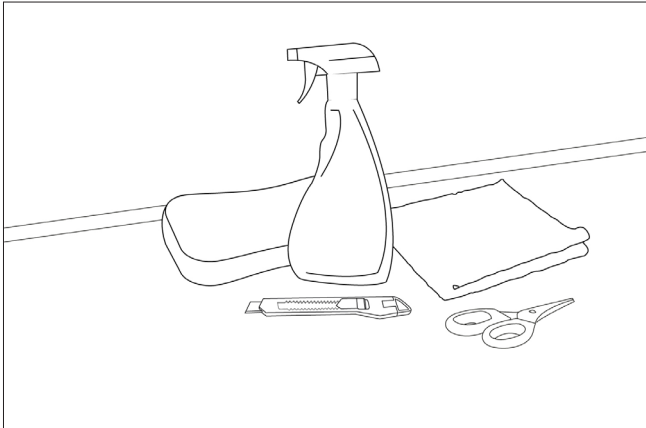
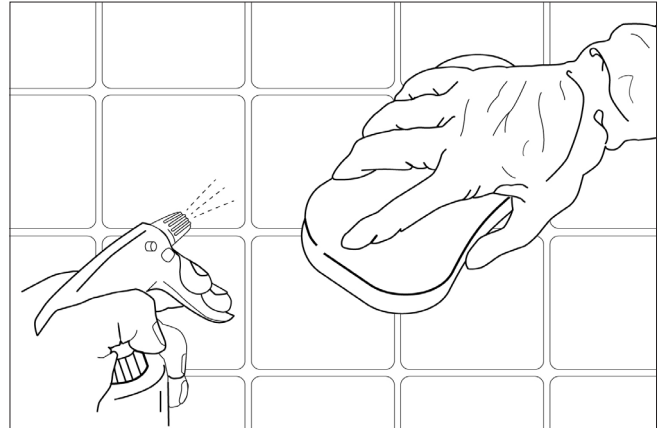





HOW TO APPLY QUADROSTYLE TILE STICKERS



You will need: A general purpose kitchen cleaner & sponge. A utility knife and a pair of scissors. A soft cloth.



1: Clean the tiles thoroughly to remove any grease or dirt, then leave to dry.



2: Peel away the backing paper and position the sticker directly over the tile. Note: the sticker needs to fit neatly over the tile and must not overlap onto the grout line.



3: Using a dry cloth, smooth the sticker into position, pushing any bubbles out to the edges. Ensure all 4 sides are stuck down firmly.